

**KRISBOW®**

# AIR COMPRESSOR



**SCAN**

FOR OUR LATEST VIDEO



**SCAN**

FOR BROCHURE & CATALOG



**SCAN**

FOR OUR STORE LOCATION

# AIR COMPRESSOR



## DIRECT DRIVEN OILLESS



Oilless



### Features :

- Twin cylinder
- Double switch for low pressure and high pressure
- Low noise

<b>Article No.</b>	<b>10080977</b>
<b>Model No.</b>	<b>CRDPA002</b>
<b>Description</b>	<b>Compressor Airbrush 1/4HP 3.5L</b>
<b>Specification</b>	
<b>Power (HP/kW/V/Ph/Hz)</b>	0.25 / 0.34 / 220 / 1 / 50
<b>Working Pressure (bar/psi)</b>	4 / 58
<b>Max Pressure (bar/psi)</b>	6 / 87
<b>Air Displacement (LPM/CFM)</b>	40 / 1.4
<b>Rotate Speed of Air Compressor (rpm)</b>	1700
<b>Tank Volume (l)</b>	3.5
<b>Dimension (cm)</b>	35 x 13.5 x 31
<b>Weight (kg)</b>	8



Oilless



### Features :

- Shoulder belt for easy transport
- Low noise
- Compact design

<b>Article No.</b>	<b>100118500</b>
<b>Model No.</b>	<b>CRDD0105</b>
<b>Description</b>	<b>Compressor 1.5HP 5L 10 Bar 1P OF</b>
<b>Specification</b>	
<b>Power (HP/kW/V/Ph/Hz)</b>	1.5 / 1.1 / 220 / 1 / 50
<b>Working Pressure (bar/psi)</b>	10 / 145
<b>Air Displacement (LPM/CFM)</b>	180 / 6.4
<b>Rotate Speed of Air Compressor (rpm)</b>	3400
<b>Tank Volume (l)</b>	5
<b>Dimension (cm)</b>	43 x 21 x 39
<b>Weight (kg)</b>	10



Oilless



### Features :

- Pull out handle for easy transport
- Low noise
- Compact design

<b>Article No.</b>	<b>10118501</b>
<b>Model No.</b>	<b>CRDC0206</b>
<b>Description</b>	<b>Compressor 2HP 6L 8 Bar 1P OF</b>
<b>Specification</b>	
<b>Power (HP/kW/V/Ph/Hz)</b>	2 / 1.5 / 220 / 1 / 50
<b>Working Pressure (bar/psi)</b>	8 / 116
<b>Air Displacement (LPM/CFM)</b>	220 / 7.7
<b>Rotate Speed of Air Compressor (rpm)</b>	3200
<b>Tank Volume (l)</b>	6
<b>Dimension (cm)</b>	45 x 35 x 54
<b>Weight (kg)</b>	15

**DIRECT DRIVEN OILLESS**

**Oilless**

**Features :**

- Twin cylinder
- Adjustable pressure regulator
- Pressure switch ( automatic on off)

<b>Article No.</b>	<b>10425760</b>
<b>Model No.</b>	<b>CRPDC0012</b>
<b>Description</b>	<b>Compressor 1HP 24L 8 Bar 1P OF</b>
<b>Specification</b>	
<b>Power (HP/kW/V/Ph/Hz)</b>	1 / 0.75 / 220 / 1 / 50
<b>Working Pressure (bar/psi)</b>	8 / 116
<b>Air Displacement (LPM/CFM)</b>	136 / 4.8
<b>Rotate Speed of Air Compressor (rpm)</b>	1380
<b>Tank Volume (l)</b>	24
<b>Dimension (cm)</b>	60 x 30 x 60
<b>Weight (kg)</b>	25

**DIRECT DRIVEN OIL LUBRICATED**


KW1300467



KW1300924



10550224

**Features :**

- Lightweight
- Adjustable pressure regulator
- Pressure switch ( automatic on off)

<b>Article No.</b>	<b>KW1300467</b>	<b>KW1300924</b>	<b>10550224</b>
<b>Model No.</b>	<b>CRDC0108</b>	<b>CRDC022</b>	<b>CRDC225</b>
<b>Description</b>	<b>Compressor 1HP 8 Bar 8L 1P DD</b>	<b>Compressor 2HP 8 Bar 24L 1P DD</b>	<b>Compressor 2HP 8 Bar 50L 1P DD</b>
<b>Specification</b>			
<b>Power (HP/kW/V/Ph/Hz)</b>	1 / 0.75 / 220 / 1 / 50		2 / 1.5 / 220 / 1 / 50
<b>Working Pressure (bar/psi)</b>			8 / 116
<b>Air Displacement (LPM/CFM)</b>	150 / 5.3	195 / 7	
<b>Rotate Speed of Air Compressor (rpm)</b>			2850
<b>Tank Volume (l)</b>	8	24	50
<b>Dimension (cm)</b>	55 x 21 x 50	58.5 x 26 x 61	69 x 30 x 71
<b>Weight (kg)</b>	16.5	27	36

# ACCESSORIES

## AIR QUICK COUPLER

Type for hoses  
SH 20-1/4"  
SH 30-3/8"  
SH 40-1/2"



Material : Stainless steel



Type for hoses  
PH 20-1/4"  
PH 30-3/8"  
PH 40-1/2"

Type for piping, male thread  
SM 20-1/4"  
SM 30-3/8"  
SM 40-1/2"



Type for piping, male thread  
PM 20-1/4"  
PM 30-3/8"  
PM 40-1/2"

Type for piping, female thread  
SF 20-1/4"  
SF 30-3/8"  
SF 40-1/2"



Type for piping, female thread  
PF 20-1/4"  
PF 30-3/8"  
PF 40-1/2"

Type for hoses  
SP 20-1/4"  
SP 30-3/8"  
SP 40-1/2"



Type for hoses  
PP 20-1/4"  
PP 30-3/8"  
PP 40-1/2"

Article No.	Model No.	Description	Dimension (cm)	Weight (kg)
KW0800636	CRSH20	Air Quick Coupler 1/4" JT-SH20	7 x 2.5 x 2.5	0.13
KW0800637	CRSH30	Air Quick Coupler 3/8" JT-SH30	7.1 x 2.5 x 2.5	0.13
KW0800638	CRSH40	Air Quick Coupler 1/2" JT-SH40	7.3 x 2.5 x 2.5	0.16
KW0800639	CRSM20	Air Quick Coupler 1/4" JT-SM20	6 x 2.5 x 2.5	0.13
KW0800640	CRSM30	Air Quick Coupler 3/8" JT-SM30	6 x 2.5 x 2.5	0.14
KW0800641	CRSM40	Air Quick Coupler 1/2" JT-SM40	6.1 x 2.6 x 2.6	0.15
KW0800642	CRSF20	Air Quick Coupler 1/4" JT-SF20	5.5 x 2.4 x 2.4	0.14
KW0800643	CRSF30	Air Quick Coupler 3/8" JT-SF30	5.8 x 2.7 x 2.4	0.15
KW0800644	CRSF40	Air Quick Coupler 1/2" JT-SF40	5.8 x 2.7 x 2.4	0.15
KW0800645	CRSP20	Air Quick Coupler 1/4" JT-SP20	6.1 x 2.5 x 2.5	0.14
KW0800646	CRSP30	Air Quick Coupler 3/8" JT-SP30	6.3 x 2.5 x 2.5	0.16
KW0800647	CRSP40	Air Quick Coupler 1/2" JT-SP40	6.3 x 2.5 x 2.5	0.16

Article No.	Model No.	Description	Dimension (cm)	Weight (kg)
KW0800048	CRPH20	Air Quick Plug 1/4" PH-20	5 x 1.5 x 1.5	0.03
KW0800049	CRPH30	Air Quick Plug 3/8" PH-30	5.2 x 1.5 x 1.5	0.04
KW0800050	CRPH40	Air Quick Plug 1/2" PH-40	5.4 x 1.9 x 1.9	0.06
KW0800051	CRPM20	Air Quick Plug 1/4" PM-20	4 x 1.2 x 1.5	0.03
KW0800052	CRPM30	Air Quick Plug 3/8" PM-30	4.2 x 1.2 x 2.2	0.03
KW0800053	CRPM40	Air Quick Plug 1/2" PM-40	4.2 x 2 x 2.2	0.04
KW0800054	CRPF20	Air Quick Plug 1/4" PF-20	3.6 x 2 x 1.8	0.03
KW0800055	CRPF30	Air Quick Plug 3/8" PF-30	3.7 x 2 x 2.3	0.04
KW0800056	CRPF40	Air Quick Plug 1/2" PF-40	3.7 x 2.5 x 2.5	0.05
KW0800057	CRPP20	Air Quick Plug 1/4" PP-20	4.3 x 1.1 x 1.1	0.03
KW0800058	CRPP30	Air Quick Plug 3/8" PP-30	4.5 x 1.8 x 1.7	0.05
KW0800059	CRPP40	Air Quick Plug 1/2" PP-40	4.7 x 1.8 x 1.7	0.06

## MULTIPASS QUICK COUPLER

3 Couplers

3 Couplers inline


4 Couplers inline

Material :  
Stainless steel + Aluminium alloy




Article No.	Model No.	Description	Dimension (cm)	Weight (kg)
KW0800659	CRQC3F	Multi Quick 3 Couplers 1/4 inch Qc-3F	8 x 7 x 9	0.49
KW0800660	CRQC3J	Multi Quick 3 Couplers 1/4 inch Qc-3J	9.7 x 2.2 x 6.7	0.51
KW0800661	CRQC4J	Multi Quick 4 Couplers 1/4 inch Qc-4J	12.5 x 2.2 x 6.7	0.67

**RECOIL HOSE**



Article No.	KW1200179	KW1200180	KW1200275
Model No.	CRR7	CRR10	CRRB7
Description	Recoil Hose 7.5m PU	Recoil Hose 10m PU	Recoil Hose 7.5m PU Braided
<b>Specification</b>			
Air inlet / outlet (inch)	1/4		
Hose material	PU		PU Braided
Hose Length (m)	7.5	10	7.5
Hose ID x OD (mm)	5 x 8	5 x 8	6.5 x 10
Working Pressure (bar/psi)	10.3 / 150	10.3 / 150	13.8 / 200
Dimension (cm)	6 x 6 x 40	6 x 6 x 51	14 x 14 x 38
Weight (kg)	0.6		0.7

**AIR DUSTER**



Article No.	10526544	10526545	10526546	10526547
Model No.	CRADP10	CRADP27	CRADP38	CRADP50
Description	Air Duster 100mm	Air Duster 270mm	Air Duster 380mm	Air Duster 500mm
<b>Specification</b>				
Air inlet (inch)	1/4			
Max Pressure (bar/psi)	12 / 174			
Length (mm)	100	270	380	500
Dimension (cm)	27 x 13 x 2.5	40 x 13 x 2.5	50 x 13 x 2.5	62 x 13 x 2.5
Weight (kg)	0.13	0.15	0.16	0.18

**IRON AIR DUSTER**



KW1200225



KW1200226

**IRON AIR DUSTER WITH ADJUSTABLE END TIP**



KW1200233

Article No.	KW1200225	KW1200226	KW1200233
Model No.	CRADI25	CRADI100	CRADIT100
Description	Iron Air Duster 25mm	Iron Air Duster 100mm	Iron Air Duster Adjustment TIP 100mm
<b>Specification</b>			
Air inlet (inch)	1/4		
Working Pressure (bar/psi)	3.4 / 49		
Air Consumption (LPM/CFM)	227 / 8		
Dimension (cm)	19 x 15 x 2	20 x 19 x 2	19 x 15 x 2.3
Weight (kg)	0.24	0.29	0.24

# PISTON AIR COMPRESSOR



## BELT DRIVEN ONE STAGE (8 BAR)



### Features :

- Compressor italian design
- Copper winding induction motor
- Pressure switch ( automatic on off)

<b>Article No.</b>	<b>10073150</b>
<b>Model No.</b>	<b>CPBC024</b>
<b>Description</b>	<b>Compressor 2HP 40L 8 Bar 1P</b>
<b>Specification</b>	
<b>Power (HP/kW/V/Ph/Hz)</b>	2 / 1.5 / 220 / 1 / 50
<b>Working Pressure (bar/psi)</b>	8 / 116
<b>Air Displacement (LPM/CFM)</b>	232 / 8.2
<b>Cylinder (Ømm x piece)</b>	60 x 1
<b>Rotate Speed of Air Compressor (rpm)</b>	1040
<b>Tank Volume (l)</b>	40
<b>Dimension (cm)</b>	69 x 42 x 73
<b>Weight (kg)</b>	50



### Features :

- Copper winding induction motor
- Two mode output (coupler and hose)
- Pressure switch ( automatic on off)

<b>Article No.</b>	<b>10029556</b>
<b>Model No.</b>	<b>CPPBC0703</b>
<b>Description</b>	<b>Compressor 3/4HP 30L 8 Bar 1P</b>
<b>Specification</b>	
<b>Power (HP/kW/V/Ph/Hz)</b>	0.75 / 0.56 / 220 / 1 / 50
<b>Working Pressure (bar/psi)</b>	8 / 116
<b>Air Displacement (LPM/CFM)</b>	36 / 1.27
<b>Cylinder (Ømm x piece)</b>	51 x 1
<b>Rotate Speed of Air Compressor (rpm)</b>	932
<b>Tank Volume (l)</b>	30
<b>Dimension (cm)</b>	76 x 44 x 72
<b>Weight (kg)</b>	55

**BELT DRIVEN ONE STAGE (10 BAR)**

**Features :**

- Copper winding induction motor
- Two mode output (coupler and hose)
- Pressure switch ( automatic on off)

<b>Article No.</b>	<b>10029557</b>
<b>Model No.</b>	<b>CPPBD0106</b>
<b>Description</b>	<b>Compressor 1HP 60L 10 Bar 1P</b>
<b>Specification</b>	
<b>Power (HP/kW/V/Ph/Hz)</b>	1 / 0,75 / 220 / 1 / 50
<b>Working Pressure (bar/psi)</b>	10 / 145
<b>Air Displacement (LPM/CFM)</b>	80 / 2.83
<b>Cylinder (Ømm x piece)</b>	65 x 1
<b>Rotate Speed of Air Compressor (rpm)</b>	932
<b>Tank Volume (l)</b>	60
<b>Dimension (cm)</b>	95 x 46 x 84
<b>Weight (kg)</b>	80


**Features :**

- Copper winding induction motor
- Two mode output (coupler and hose)
- Pressure switch ( automatic on off)

<b>Article No.</b>	<b>10029558</b>
<b>Model No.</b>	<b>CPPBD0209</b>
<b>Description</b>	<b>Compressor 2HP 90L 10 Bar 1P</b>
<b>Specification</b>	
<b>Power (HP/kW/V/Ph/Hz)</b>	2 / 1,5 / 220 / 1 / 50
<b>Working Pressure (bar/psi)</b>	10 / 145
<b>Air Displacement (LPM/CFM)</b>	170 / 6
<b>Cylinder (Ømm x piece)</b>	51 x 2
<b>Rotate Speed of Air Compressor (rpm)</b>	950
<b>Tank Volume (l)</b>	90
<b>Dimension (cm)</b>	105 x 50 x 88
<b>Weight (kg)</b>	95


**Features :**

- Copper winding induction motor
- Two mode output (coupler and hose)
- Pressure switch ( automatic on off)

<b>Article No.</b>	<b>10029559</b>
<b>Model No.</b>	<b>CPPBD0312</b>
<b>Description</b>	<b>Compressor 3HP 120L 10 Bar 1P</b>
<b>Specification</b>	
<b>Power (HP/kW/V/Ph/Hz)</b>	3 / 2,2 / 220 / 1 / 50
<b>Working Pressure (bar/psi)</b>	10 / 145
<b>Air Displacement (LPM/CFM)</b>	250 / 8.8
<b>Cylinder (Ømm x piece)</b>	65 x 2
<b>Rotate Speed of Air Compressor (rpm)</b>	950
<b>Tank Volume (l)</b>	120
<b>Dimension (cm)</b>	126 x 50 x 92
<b>Weight (kg)</b>	110

**BELT DRIVEN ONE STAGE (10 BAR)**


10029560, 10029561



10029562, 10029563

**Features :**

- Adjustable belt tension
- Copper winding induction motor
- Pressure switch (automatic on off)

Article No.	10029560	10029561	10029562	10029563
Model No.	CPBD0312	CPBD0534	CPBD0742	CPBD1052
Description	Compressor 3HP 120L 10 Bar 3P	Compressor 5.5HP 340L 10 Bar 3P	Compressor 7.5HP 420L 10 Bar 3P	Compressor 10HP 520L 10 Bar 3P
<b>Specification</b>				
Power (HP/kW/V/Ph/Hz)	3 / 2.2 / 380 / 3 / 50	5.5 / 4 / 380 / 3 / 50	7.5 / 5.5 / 380 / 3 / 50	10 / 7.5 / 380 / 3 / 50
Max Pressure (bar/psi)	10 / 145			
Air Displacement (LPM/CFM)	250 / 8.8	480 / 17	670 / 23.6	900 / 31.8
Cylinder (Ømm x piece)	65 x 2	80 x 2	80 x 3	90 x 3
Rotate Speed of Air Compressor (rpm)	950	847	924	809
Tank Volume (l)	120	340	420	520
Dimension (cm)	126 x 50 x 92	184 x 65 x 117	190 x 65 x 128	190 x 76 x 131
Weight (kg)	110	260	310	340

**BELT DRIVEN TWO STAGE (12 BAR)**


10029613



10029564, 10029565, 10029566

**Features :**

- Adjustable belt tension
- Copper winding induction motor
- Pressure switch (automatic on off)

Article No.	10029613	10029564	10029565	10029566
Model No.	CPBE0312	CPBE0534	CPBE0742	CPBE1052
Description	Compressor 3HP 120L 12 Bar 3P	Compressor 5.5HP 340L 12 Bar 3P	Compressor 7.5HP 420L 12 Bar 3P	Compressor 10HP 520L 12 Bar 3P
<b>Specification</b>				
Power (HP/kW/V/Ph/Hz)	3 / 2.2 / 380 / 3 / 50	5.5 / 4 / 380 / 3 / 50	7.5 / 5.5 / 380 / 3 / 50	10 / 7.5 / 380 / 3 / 50
Max Pressure (bar/psi)	12 / 174			
Air Displacement (LPM/CFM)	200 / 7	400 / 14.1	600 / 21.2	800 / 28.2
Cylinder (Ømm x piece)	65 x 1 / 51 x 1	80 x 2 / 65 x 1	80 x 2 / 65 x 1	90 x 2 / 80 x 1
Rotate Speed of Air Compressor (rpm)	950	847	924	824
Tank Volume (l)	120	340	420	520
Dimension (cm)	126 x 50 x 92	184 x 65 x 117	190 x 65 x 128	190 x 76 x 131
Weight (kg)	110	260	310	340



**BELT DRIVEN WITH GASOLINE and DIESEL ENGINE (12 BAR)**


10050366



10050367

**Features :**

- No need electrical power
- Over pressure on the tank will be discharged automatically
- Electric starter on diesel engine

Article No.	10050366	10050367
Model No.	CPBGE0312	CPBDE0312
Description	Compressor 3HP 120L 12 Bar GSL	Compressor 3HP 120L 12 Bar DSL
<b>Specification</b>		
Power (HP/kW)	3 / 2.2	
Max Pressure (bar/psi)	12 / 174	
Air Displacement (LPM/CFM)	200 / 7	
Cylinder (Ømm x piece)	65 x 1 / 51 x 1	
Rotate Speed of Air Compressor (rpm)	1050	
Tank Volume (l)	120	
Dimension (cm)	130 x 51 x 93	130 x 51 x 109
Weight (kg)	125	145
Type Engine	Single cylinder 4 stroke, air – cooled, OHV, 25 inclined, horizontal axis	Single cylinder, vertical, air cooled, 4 stroke direct injection
Starting System	Recoil	Electric Starter and Recoil



10050368



10050369

**Features :**

- No need electrical power
- Over pressure on the tank will be discharged automatically
- Electric starter on diesel engine

Article No.	10050368	10050369
Model No.	CPBDE0534	CPBDE0742
Description	Compressor 5.5HP 340L 12 Bar DSL	Compressor 7.5HP 420L 12 Bar DSL
<b>Specification</b>		
Power (HP/kW)	5.5 / 4	7.5 / 5.5
Max Pressure (bar/psi)	12 / 174	
Air Displacement (LPM/CFM)	400 / 14.1	600 / 21.2
Cylinder (Ømm x piece)	80 x 1 / 65 x 1	80 x 2 / 65 x 1
Rotate Speed of Air Compressor (rpm)	800	
Tank Volume (l)	340	420
Dimension (cm)	189 x 66 x 133	198 x 66 x 138
Weight (kg)	285	330
Type Engine	Single cylinder, vertical, air cooled, 4 stroke direct injection	
Starting System	Electric Starter and Recoil	

# AIR SCREW COMPRESSOR



MADE IN ITALY



- Features :
- High volumetric yield
  - Low noise
  - High reliability

<b>Article No.</b>	<b>10038337</b>
<b>Model No.</b>	<b>CPDD1</b>
<b>Description</b>	<b>Screw Compressor 10HP 10 Bar 3P</b>
<b>Specification</b>	
<b>Power (HP/kW/V/Ph/Hz)</b>	10 / 7.5 / 380 / 3 / 50
<b>Working Pressure (bar/psi)</b>	10 / 145
<b>Air Displacement (LPM/CFM)</b>	1000 / 35.3
<b>Noise level dB (A)</b>	68
<b>Connection output (inch)</b>	3/4
<b>Dimension (cm)</b>	80 x 65 x 98
<b>Weight (kg)</b>	185



- Features :
- High volumetric yield
  - Low noise
  - High reliability

<b>Article No.</b>	<b>10038339</b>
<b>Model No.</b>	<b>CPDD2</b>
<b>Description</b>	<b>Screw Compressor 20HP 10 Bar 3P</b>
<b>Specification</b>	
<b>Power (HP/kW/V/Ph/Hz)</b>	20 / 15 / 380 / 3 / 50
<b>Working Pressure (bar/psi)</b>	10 / 145
<b>Air Displacement (LPM/CFM)</b>	2050 / 72.4
<b>Noise level dB (A)</b>	68
<b>Connection output (inch)</b>	3/4
<b>Dimension (cm)</b>	80 x 65 x 98
<b>Weight (kg)</b>	252



- Features :
- High volumetric yield
  - Low noise
  - High reliability

<b>Article No.</b>	<b>10114856</b>
<b>Model No.</b>	<b>CPDD4</b>
<b>Description</b>	<b>Screw Compressor 40HP 10 Bar 3P</b>
<b>Specification</b>	
<b>Power (HP/kW/V/Ph/Hz)</b>	40 / 30 / 380 / 3 / 50
<b>Working Pressure (bar/psi)</b>	10 / 145
<b>Air Displacement (LPM/CFM)</b>	3900 / 137.7
<b>Noise level dB (A)</b>	75
<b>Connection output (inch)</b>	3/4
<b>Dimension (cm)</b>	110 x 71 x 110
<b>Weight (kg)</b>	412

**SCREW COMPRESSOR**



10114857, 10114868

**Features :**

- High volumetric yield
- Low noise
- Include air dryer and air tank

**ETMII electronic controller**



**Controller with multi-function backlight display the menu is alphanumeric type. In the main screen are displayed:**

- Working pressure (offload and load pressure)
- Oil temperature
- Total working time
- On-load working time
- Compressor status led (stand-by, offload, load)
- Hours remaining to maintenance

Article No.	10114857	10114868
Model No.	CPDD150	CPDD250
Description	Screw Compressor 500L 10HP 10 Bar 3P	Screw Compressor 500L 20HP 10 Bar 3P
<b>Specification</b>		
Power (HP/kW/V/Ph/Hz)	10 / 7.5 / 380 / 3 / 50	20 / 15 / 380 / 3 / 50
Working Pressure (bar/psi)	10 / 145	
Air Displacement (LPM/CFM)	1000 / 35.3	2050 / 72.4
Noise level dB (A)	68	
Connection output (inch)	1	
Tank Volume (l)	500	
Dimension (cm)	198 x 65 x 163	
Weight (kg)	375	446



**SCREW COMPRESSOR VSD**

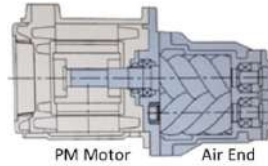
**ENERGY SAVING**



- Features :**
- VSD by schneider
  - Direct driven, no gear box or belt
  - Low noise



10201567



**Power Train of Oil-Cooled PM Motor Drive Screw Compressor :**

- IPM motor and compressor are designed with one shaft
- 100% transmission efficiency, no efficiency loss
- IP64 fully enclosure
- Easy assemble/ dis-assemble design
- Stable torque in 15%-100% load
- Higher efficiency, Higher power factor for energy saving
- Low vibration, low noise for silenced running



**Digital Control Panel :**

- Protect compressor in the event of faults
- Provide service required information
- Support real time power consumption and accumulative power consumption measurement
- Comfortable touch panel



10201568



**Variable Speed Drive :**

- Industrial grade electrical/ electronic components
- Out standing reliability
- Stable motor torque control
- Proportional motor speed control as per variable air pressure
- 20%-110% wide motor load control range



**Automatic Time Control Drain System**



**Pre Filter and After Filter**

**Additional Features VSD for Include tank 10201568 :**

- Pre filter and after filter to remove moisture and other particle that may carry over from the process
- Automatic time-control drain system designed to automatically drainage/ remove water from air filter and air dryer
- Stainless-steel tubing
- High efficiency air dryer (equivalent to 10035966)

Article No.	10201567	10201568
Model No.	CPDDV2	CPDDV250
Description	Screw Compressor VSD 20HP 10 Bar 3P	Screw Compressor VSD 500L 20HP 10 Bar 3P
<b>Specification</b>		
Power (HP/kW/V/Ph/Hz)	20 / 15 / 380 / 3 / 50	
Working Pressure (bar/psi)	10 / 145	
Air Displacement (LPM/CFM)	1820 / 64.3	
Noise level dB (A)	68	
Connection output (inch)	1	
Tank Volume (l)	-	500
Dimension (cm)	90 x 75 x 115	191 x 90 x 181
Weight (kg)	330	570



# AIR DRYER AND AIR STORAGE TANK



## AIR DRYER



### Features :

- High capacity of freezing
- Excellent drainage
- R134a refrigerant

Article No.	10035964	10035965	10035966
Model No.	CPY0735	CPY1053	CPY2088
Description	Air Dryer 7.5HP 35CFM 1P	Air Dryer 10HP 53CFM 1P	Air Dryer 20HP 88CFM 1P
<b>Specification</b>			
Power (HP/kW/V/Ph/Hz)	0.5 / 0.4 / 220 / 1 / 50	0.5 / 0.4 / 220 / 1 / 50	0.75 / 0.56 / 220 / 1 / 50
Processing Air Volume (LPM/CFM)	1000 / 35	1500 / 53	2500 / 88
Meet to air compressor for capacity (HP)	7.5	10	20
Limit of utilization condition	Inlet temperature 80°C		
	Ambient temperature 45°C		
	Max air pressured 10 bar (1Mpa)		
Pressure dew point	2 - 5°C (equal to air dew point 20°C)		
Refrigerant	R134a		
Connection input and output (inch)	1		1 1/2
Dimension (cm)	79 x 50 x 83		79 x 50 x 90
Weight (kg)	60	65	75

## AIR STORAGE TANK



### Features :

- Material Q245R (Low alloy carbon steel)
- Superior quality
- Design and manufacture GB150-1988 standard

Article No.	10010420
Model No.	CPSE1000
Description	Air Storage Tank 1.0M3 12 Bar
<b>Specification</b>	
Volume (m3/l)	1 / 1000
Working Pressure (bar/psi)	12 / 174
Connection input and output (inch)	1 1/2
Dimension Ø x high (cm)	80 x 241.1
Weight (kg)	285

**AIR FILTER & CARTRIDGE**

Features :

- Filtering until 5 ppm
- Cartridges can be replaced separately



10035967

10035968

10035969

Article No.	10035967	10035968	10035969
Model No.	CPFC24	CPFC53	CPFC84
Description	Air Filter-Cartridge 24CFM 5PPM	Air Filter-Cartridge 53CFM 5PPM	Air Filter-Cartridge 84CFM 5PPM
<b>Specification</b>			
Max Pressure (bar/psi)	16 / 232		
Processing Air Volume (LPM/CFM)	700 / 24.7	1500 / 53	2400 / 84.7
Connection input and output (inch)	3/4		1 1/2
Filter element (μ)	5		
Dimension (cm)	12 x 18 x 36.5		12 x 18 x 52
Weight (kg)	2.5		3



10202655

10202656

10202657

Article No.	Model No.	Description	Dimension (cm)	Weight (kg)
10202655	CRF24	Cartridge Filter For 10035967	8.9 x 8.9 x 24.3	0.5
10202656	CRF53	Cartridge Filter For 10035968	8.9 x 8.9 x 24.3	0.5
10202657	CRF84	Cartridge Filter For 10035969	10.9 x 10.9 x 31	0.5

**AIR FILTER REGULATOR WITH GAUGE**

Features :

- Adjustable pressure regulator
- Pressure gauge
- Clear bowl with metal guards



KW0800289

KW0800290, KW0800291

Article No.	KW0800289	KW0800290	KW0800291
Model No.	CPFR02	CPFRB05	CPFRB07
Description	Filter Regulator Mtl Guard 1/4 inch	Filter Regulator Mtl Bowl 1/2 inch	Filter Regulator Mtl Bowl 3/4 inch
<b>Specification</b>			
Connection input and output (inch)	1/4	1/2	3/4
max input pressure (bar)	15	20	
max output pressure (bar)	10	15	
Max Flow (l/min)	1750	4000	
Operating Temp range (°C)	5 – 80		
Drain Capacity (ml)	80 (manual)	160 (manual)	
Filter element (μ)	5		
Dimension (cm)	9 x 9 x 29		
Weight (kg)	1.2	1.4	1.7

**AIR FILTER REGULATOR - LUBRICATOR with GAUGE**



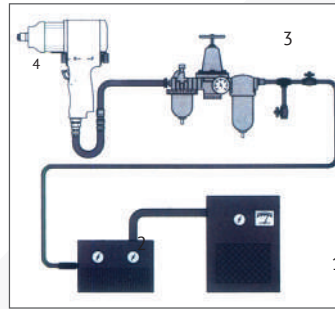
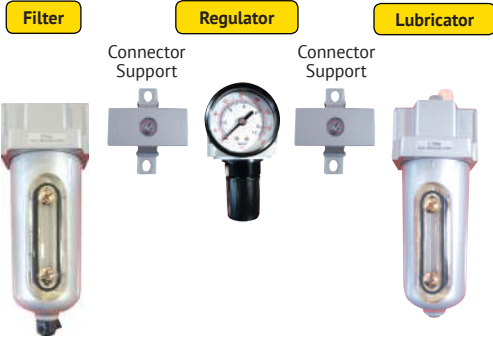
KW0800292



KW0800293, KW0800294



KW0800295



**Air System Layout**

1. Air Compressor
2. Air Dryer
3. Filter Regulator Lubricator
4. Air Tools

**Features :**

- Adjustable pressure regulator
- Pressure Gauge
- Clear bowl with metal guards

Article No.	KW0800292	KW0800293	KW0800294	KW0800295
Model No.	CPFRLB02	CPFRLB05	CPFRLB07	CPFRLB10
Description	Filter Regulator Lubricator 1/4 PC Bowl	Filter Regulator Lubricator 1/2 Mtl Bowl	Filter Regulator Lubricator 3/4 Mtl Bowl	Filter Regulator Lubricator 1 Mtl Bowl
<b>Specification</b>				
Connection input and output (inch)	1/4	1/2	3/4	1
max input pressure (bar)	15			
max output pressure (bar)	10			
Max Flow (l/min)	1750	4000		5200
Operating Temp range (°C)	5 – 80			
Drain Capacity (ml)	80 (manual)	160 (manual)		350 (manual)
Filter element (µ)	5			
Dimension (cm)	24 x 24 x 7	24 x 24 x 9		31 x 39 x 16
Weight (kg)	2.6	4.2	4.6	4.9

**AIR CLEANER DRYER**



KW0800634

**Optional Accessories :**  
Dessicant for KW0800634



KW0800635

**Features :**

- Filtering until 0.01 ppm
- Dessicant can be replaced separately

Article No.	KW0800634
Model No.	CPFD0302
Description	Air Clean Dryer 3/8 PT+1/4 inch
<b>Specification</b>	
Connection input (inch)	3/8
Connection output (inch)	1/4
max input pressure (bar)	10.2
Max Flow (l/min)	300
Operating Temp range (°C)	5 – 60
Drain Capacity (ml)	80 (manual)
Filter element (µ)	0.01
Dimension (cm)	25 x 23 x 10
Weight (kg)	2.3

Article No.	Unique Code	Description	Dimension (cm)	Weight (kg)
KW0800635	CRCRD	Dessicant	9.1 x 11 x 1.5	0.5



**KRISBOW®**

*Distributed by:*